

Alex Danson

String Quartet no. 3

Score

PERFORMANCE NOTES

Accidentals affect only the notes they precede.

All notes will be played *non vibrato*, unless otherwise stated.

All repeated passages and held notes should be performed in the background, without overshadowing the other instruments playing.

The synchronization of this work is mainly based on cues, indicated with arrows. The arrowhead shows the direction the cue is given.

Tempo is variable, the relationships between notes are the same as in measured music, but the performer is encouraged to play them *rubato*, in his/her own pace.

All 32nd notes are to be performed as fast as possible

Duration is approximately 15 min.

Abbreviations and symbols


pizz. M.S. - left hand pizzicato, also denoted by a “+” sign


sul pont., s.p. - *sul ponticello*


legno batt., l.batt. - *legno battuto*

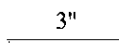
ord. - *ordinario, normale*

vibr. - *vibrato*, produced in normal manner

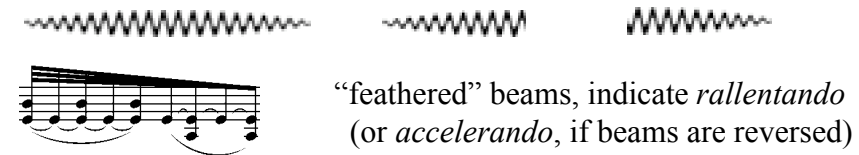
 indicates that the preceding passage in-between repeat signs should be repeated until the wavy line ends. Wavy line between staves denotes that the two instruments above and below are to keep the synchronization between them.

 indicates that notes are to be held as long as the horizontal line shows

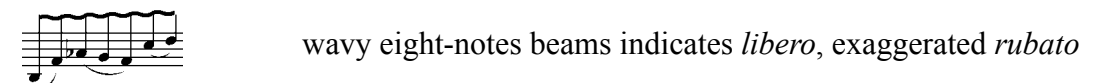
 indicates that the rest should be held for the given amount of seconds, or *al segnale*

 indicates that the notes under it should be held for the given amount of seconds

The amplitude of *vibrato* is graphically represented by one of the three symbols:



Diamond-shaped note heads, together with the string used, indicates harmonics.



PROGRAMME NOTES

The String Quartet consists of one movement, approximately 15 minutes long.

It starts with an energetic outburst on all four instruments in perfect synchronization, to continue with a flashback showing the way we got here in the first place.

The violins are starting together an *ostinato* rhythm that will be carried throughout the entire piece. In the mean time, the cello starts its own melody, followed closely by the viola, in a folk-influenced *parlando-rubato* manner, (as opposed to *giusto* initiated by the violins). This melodic section is developed until three out of four instruments will participate towards the end (1st Violin, 2nd Violin and the Cello).

Now, the omnipresent *ostinato* initially started by the two violins, becomes the gathering point for all the instruments, culminating in perfect synchronized *fortissimo*, followed by the destruction of it in un-synchronized repetition, leading to chaos. A rapid *sul ponticello* succession followed by a final chord concludes the movement.

String Quartet no. 3

Violin 1 $\text{♩} = c. 120$
Violin 2 $\text{♩} = c. 120$
Viola $\text{♩} = c. 120$
Violoncello $\text{♩} = c. 120$

pp *ff* *sfz p* *pizz. M.S.* *arco* *3^o*

$\text{♩} = c. 120$ **Ritmico**
arco sul pont. pizz. *M.S.* *legno batt.* *pizz. M.S.* *l.batt.* *arco s.p.* *l.batt.* *arco s.p.* *pizz. M.S.*
PPP sempre *10^o*

$\text{♩} = c. 80$ **Rubato semplice**
1^o *2^o* *3^o* *poco dim.*

V1 *3* *4* *5* *6*
V2
Vla *pp* *p* *p* *al segnale* *pp* *poco* *pp* *al segnale*
Vcl *1^o* *vibr.* *mf* *mf* *p dim.* *pp* *4* *mp* *mp* *mf > mp* *dim.* *5* *pp sempre* *poco a poco sul. pont.* *(V)* *poco a poco ord.* *3^o* *perdendosi* *6* *mf*

V1 *7*
V2
Vla *p* *p* *p* *al segnale* *pp* *sul. pont.* *poco a poco ord.* *pp* *poco* *pp* *3^o* *al segnale* *p* *2^o*
Vcl *mp* *mp* *f* *p* *molto* *mf* *p* *7* *f* *p subito* *f* *f* *p* *mf* *poco rubato* *p* *3* *non vibr.*

String Quartet no. 3 - page 4

System 1: Measures 8-10. V1 and V2 staves are silent. Vlna and Vcl staves contain musical notation. Vlna markings include *rapido*, *p sempre*, *poco a poco sul pont.*, *poco a poco ord.*, *mf*, *f*, *p*, *dim.*, *pp*, and *rit.*. Vcl markings include *f*, *dim.*, *mf*, and *pp*. Measure numbers 8, 9, and 10 are circled. A circled 9 includes the instruction "synchronize with Viola".

System 2: Measures 11-12. Vlna and Vcl staves contain musical notation. Vlna markings include *mf*, *cresc.*, *dim. poco a poco*, *p*, *mp*, and *p*. Vcl markings include *a tempo*, *p*, and *pp*. Measure numbers 11 and 12 are circled.

System 3: Measures 13-14. Vlna and Vcl staves contain musical notation. Vlna markings include *deciso*, *molto p sub.*, *f*, *p*, *f*, *p*, *f*, *p*, *f*, *p sub.*, *ff drammatico*, *fp*, and *p*. Vcl markings include *armonico*, *glissando*, and *pp*. Measure numbers 13 and 14 are circled. A circled 14 includes the instruction "(sempre sul D)".

System 4: Measures 15. Vlna and Vcl staves contain musical notation. Vlna markings include *pizz. M.S.*, *arco*, *mp*, *mf*, *p*, *f*, *cresc.*, and *ff pizz.*. Vcl markings include *mf*, *pizz. M.S.*, *arco*, and *pp sempre*. Measure number 15 is circled.

16 *legno batt.* *continuo solo*
V1 *pp*
V2 *al segnale* *rapido* *5"* *5"*
Vla *poco a poco sul pont.* *poco a poco ord.* *p* *dim.* *pp* *f drammatico* *fp* *f* *mp* *p* *pizz.* *arco* *libero* *flautando* *1"* *ord.*
Vcl *p* *poco a poco sul pont.* *poco a poco ord.* *p* *dim.* *pp* *f drammatico* *fp* *f* *mp* *p* *pizz.* *arco* *libero* *flautando* *1"* *ord.*

18 *flautando* *2"* *Sul A* *Sul G* *ord.* *libero* *(legno batt.)* *arco flautando* *2"* *3"* *pizz.* *arco ord.* *vibr.* *1"* *pizz.* *arco*
V1 *p* *p* *pp* *f* *p* *poco* *f* *pp* *molto*
V2 *p* *p* *pp* *f* *p* *poco* *f* *pp* *molto*
Vla *poco a poco sul pont.* *poco a poco ord.* *pp sempre*
Vcl *p* *p* *pp* *f* *p* *poco* *f* *pp* *molto*

20 *libero* *arco* *2"* *sul A (non vibrato)* *sul tasto Tranquillo (♩ = c. 75)* *1"* *1"*
V1 *f* *pizz.* *M.S.* *dim.* *arco* *mf* *pp* *pizz.* *p* *p* *p* *p*
V2 *p* *p* *p* *p* *p* *p* *p* *p*
Vla *p* *p* *p* *p* *p* *p* *p* *p*
Vcl *p. a p. ord.* *glissando* *sul tasto Tranquillo (♩ = c. 75)* *2"* *1"* *1"*

21 *dim.* *1"* *1"* *1"* *1"* *1"* *1"* *1"* *1"*
V1 *mp* *mf* *f* *dim.* *flautando* *ord.* *flautando*
V2 *mp* *mf* *f* *dim.* *flautando* *ord.* *flautando*
Vla *pp* *legno battuto* *al segnale* *p* *f deciso* *p*
Vcl *mp* *mf* *f* *dim.* *pp* *legno battuto* *al segnale* *p* *f deciso* *p*

String Quartet no. 3 - page 6

The musical score is divided into four systems, each containing staves for Violin I (V1), Violin II (V2), Viola (Vla), and Violoncello (Vcl). The notation includes various musical symbols such as notes, rests, slurs, and dynamic markings.

System 1 (Measures 22-26):
- **V1:** Starts at measure 22 with *mf* and *dim.*. Measure 23 includes the instruction "piu veloce (♩ = c. 90)". Measure 24 has *pp*. Measure 25 has *pp subito*. Measure 26 has *p*.
- **V2:** Starts at measure 22 with "al segnale". Measure 23 includes "col V.1 sul tasto (♩ = c. 90)". Measure 24 has *pp*. Measure 25 has *pp*. Measure 26 has *p*.
- **Vla:** Continuous wavy line indicating sustained notes.
- **Vcl:** Starts at measure 22 with *mf* and *dim.*. Measure 23 includes "piu veloce (♩ = c. 90)". Measure 24 has *pp*. Measure 25 has *pp*. Measure 26 has *p*.

System 2 (Measures 25-26):
- **V1:** Starts at measure 25 with *pp*. Measure 26 has *p*.
- **V2:** Starts at measure 25 with *pp*. Measure 26 has *p*.
- **Vla:** Continuous wavy line.
- **Vcl:** Starts at measure 25 with *pp*. Measure 26 has *p*.

System 3 (Measures 27-30):
- **V1:** Starts at measure 27 with *f*. Measure 28 has *mf*. Measure 29 has *cresc.*. Measure 30 has *ff*.
- **V2:** Starts at measure 27 with *f*. Measure 28 has *mf*. Measure 29 has *cresc.*. Measure 30 has *ff*.
- **Vla:** Continuous wavy line.
- **Vcl:** Starts at measure 27 with *f*. Measure 28 has *mf*. Measure 29 has *cresc.*. Measure 30 has *ff*.

System 4 (Measures 31-34):
- **V1:** Starts at measure 31 with *mp non vibrato*. Measure 32 has *dim. poco a poco*. Measure 33 has *pp*. Measure 34 has *pp*.
- **V2:** Starts at measure 31 with *mp non vibrato*. Measure 32 has *dim. poco a poco*. Measure 33 has *pp*. Measure 34 has *pp*.
- **Vla:** Starts at measure 31 with *p*. Measure 32 has *arco*. Measure 33 has *pizz*. Measure 34 has *arco*.
- **Vcl:** Starts at measure 31 with *p*. Measure 32 has *pizz*. Measure 33 has *arco*. Measure 34 has *pizz*.

Additional performance instructions include "flautando", "ord.", "3''", "al segnale", "vibr.", "sync. with V2", "sync. with V1", "dim. poco a poco", "dim. e rall.", "legno batt.", "pizz. M.S.", and "pizz. M.S.". A final instruction at the bottom right reads: "(make sure everyone is ready then lead into next section)".

V1
V2
Vla
Vcl

28
pizz M.S.
p
cresc. p. a p.
ff accel.
legno batt.
pizz arco
legno batt. arco
1. batt. arco
pizz M.S. arco
cresc. p. a p.
1. batt. arco
sul C
cresc. p. a p.
ff accel.

V1
V2
Vla
Vcl

simile
ff sempre
ff sempre
ff sempre
ff sempre
ff sempre

repeat until there is no audible rest, then lead into next section (max 10 sec.)
(constant tempo)
continue accel. in your own pace
poco a poco rall.
continue accel. in your own pace

V1
V2
Vla
Vcl

29
al segnale
sul pont.
5" 1" ord.
3"
pizz p
pizz p
ord.
ord.
pizz p
ord.
pizz p
ord.
p